

Newsletter Ad

Guide to supplying assets



Your World

STRAIGHT INTO YOUR INBOX

At Skyscanner, we're all dreamers, and we're every bit as obsessed with this world as you are. We don't just want to help you explore it – we'd like to show you it from different vantage points, too. Welcome to Your World, our brand new weekly content series.

Let's explore.



With love
Meg from Skyscanner



Japan's second city has plenty to keep culture lovers, history buffs and wandering foodies entertained.

Read more

In the era of budget airlines, are last minute flight deals dead? Not if you know how, when, and where to look.

Discover more



Travel spotlight

In partnership with Skyland




Secret spots and insider tips for a holiday to Skyland

Get to see the side of the country the locals love, and discover some of Skyland's secret spots.

Get inspired


Trending this week





Travel spotlight

In partnership with Skyland



Secret spots and insider tips for a holiday in Skyland

Get to see the side of the country the locals love, and discover some of Skyland's secret spots.

Get inspired

Newsletter Ad

Creative Specs

- 1

Logo:

 - Maximum height 48px
 - Maximum width 150px

Supplying at **x2 or x3 required size** ensures sharpest possible appearance on retina screens.

Please supply as a high res PNG file. JPG files are not acceptable as the white background will show up in dark mode.

For details on **how to set up and supply your logo file**, please go to page 2.
- 2

Section headline: standardised across all partners and localised for you by Skyscanner
- 3

Partnership indication line: standardised across all partners and localised for you by Skyscanner
- 4

Image size: 580px(W) x 246px(H)

There is no cropping of the image on any device size.

Images must not have any added text or logos embedded within them. If the image naturally has text. e.g. signage within a travel context, or livery on an airplane, that is acceptable. Please refer to the main Skyscanner Brand Guidelines for further detailed guidance on acceptable styles of photography.
- 5

Article headline: 84 maximum character limit
- 6

Article sub-headline: 240 maximum character limit
- 7

Call To Action Button: 25 maximum character limit


Japan's second city has plenty to keep culture lovers, history buffs and wandering foodies entertained.

Read more

In the era of budget airlines, are last minute flight deals dead? Not if you know how, when, and where to look.

Discover more

1




2

Travel spotlight

3

In partnership with **Skyland**

4



5

Secret spots and insider tips for a holiday to Skyland



6

Get to see the side of the country the locals love, and discover some of Skyland's secret spots.

7

Get inspired

Trending this week



Newsletter Ad

Setting up and supplying your logo file

The logo area is 150px wide by 48px high, however your logo is unlikely to fit this ratio perfectly. Please use the guides below to see which maximum dimension suits your logo best, and provide as a PNG with transparent background.

Horizontal/inline logos

150px

48px



✗ Logo at 48px high exceeds 150px wide limit

150px

48px




✓ Logo at 150px wide Centred to 150 x 48 canvas

Vertical/stacked logos

150px

48px



✗ Logo at 150px wide exceeds 48px height limit

150px

48px



✓ Logo at 48px high Left aligned to 150 x 48 canvas

For retina/high resolution screens

If possible, please **provide your logo at x2 or x3 the sizes outlined above** to ensure your logo looks sharp on all screens and devices.

This would mean a logo of
300px (w) x 96px (h) @ x2 size
450px (w) x 144px (h) @ x3 size



For any further questions or feedback, please get in touch with your Skyscanner contact.
Thank you.